






















**NOTES:**  
 THIS DRAWING IS COPYRIGHT AND MUST NOT BE REPRODUCED WITHOUT THE CONSENT OF CRAIG & MEYER ARCHITECTS  
 FIGURED DIMENSIONS MUST BE USED IN PREFERENCE TO SCALED DIMENSIONS. ALL DIMENSIONS MUST BE CHECKED ON SITE BEFORE WORK IS PUT IN HAND AND ANY DISCREPANCY REPORTED TO THE ARCHITECTS

THIS CONSTRUCTION (DESIGN & MANAGEMENT) REGULATIONS 2015 (CDM 2015) WILL APPLY TO THIS PROJECT. IT IS THE RESPONSIBILITY OF THE BUILDER TO COMPLY WITH THE REQUIREMENTS UNDER THIS ACT

### ELECTRICAL KEY

-  LIGHT SWITCH
-  2 WAY LIGHT SWITCH
-  PENDANT LIGHT FITTING
-  SOFFIT LIGHT FITTING
-  RECESSED DOWNLIGHTER
-  WALL LIGHT FITTING
-  TRACK & SPOTLIGHT FITTING
-  LED BATTEN LIGHT FITTING
-  UNDER CUPBOARD LIGHT FITTING
-  CONSUMER UNIT
-  TWIN SWITCHED SOCKET OUTLET/USB
-  SWITCHED FUSED / SPUR OUTLET
-  TV AERIAL OUTLET
-  COOKER CONTROL POINT
-  TELEPHONE/DATA POINT
-  ROOM THERMOSTAT
-  SMOKE DETECTOR
-  CARBON MONOXIDE DETECTOR
-  BELL PUSH
-  BELL
-  EXTRACT POINT FOR VENTILATION

REVISION A: 18/02/20: MOVEMENT JOINT

Client  
**LECK CONSTRUCTION LTD**

Project Title  
**PROPOSED HOUSING DEVELOPMENT  
 SOLWAY DRIVE  
 WALNEY**

Sheet Title  
**FIRST FLOOR PLAN - TYPE B**

Drawing No. **6194/103 A**

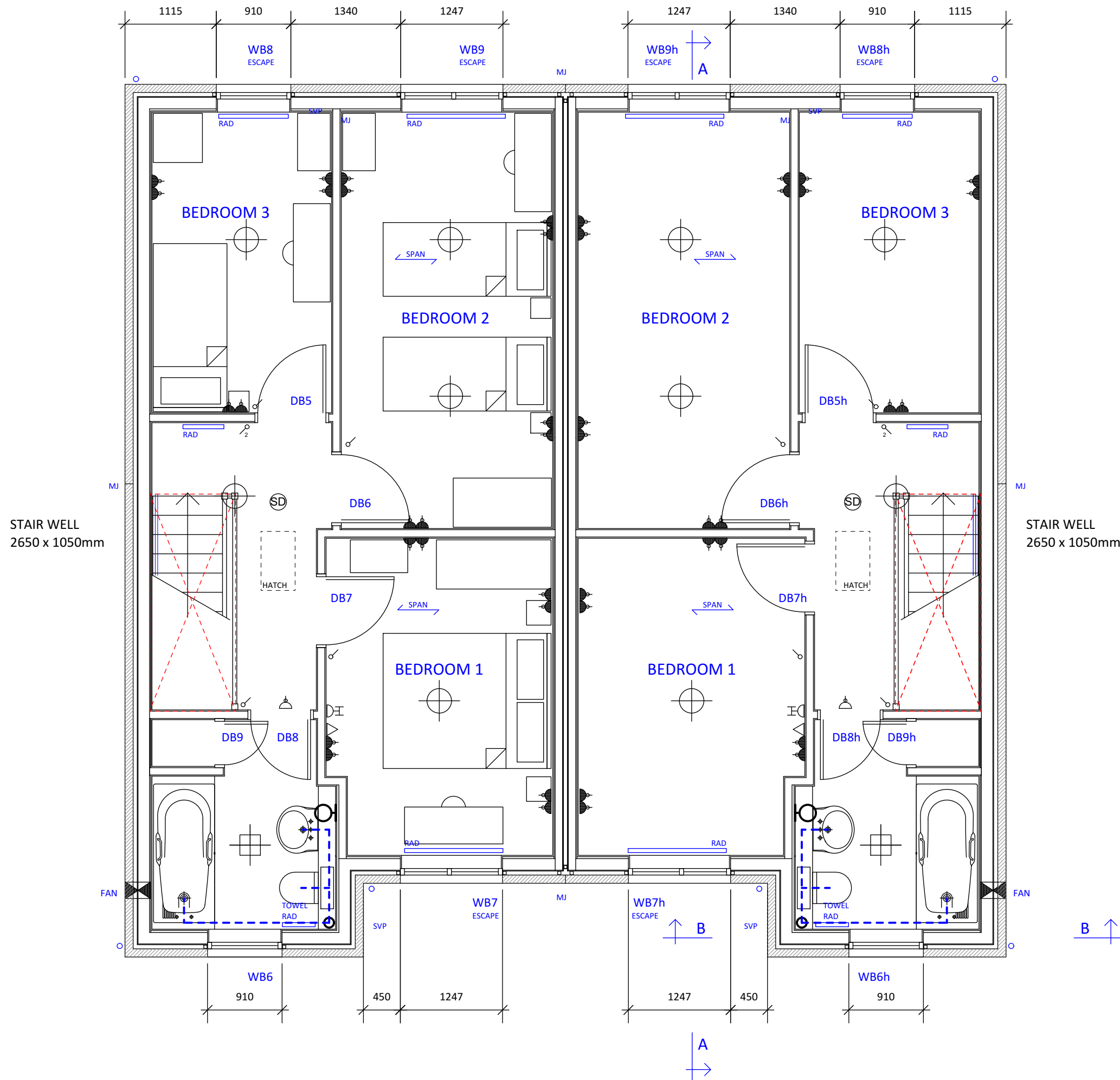

Scale **1:50 @ A3**

Drawn By **SEM**

Reviewed By **SEM**

Date **NOV 2019**

98-100 DUKE STREET  
 BARROW-IN-FURNESS CUMBRIA  
 LA14 1RD  
 T: 01229 820072  
 E: email@craigandmeyer.com
























PLOTS 37/38, 39/40, 45/46, 47/48, 49/50, 51/52

**NOTES:**  
 THIS DRAWING IS COPYRIGHT AND MUST NOT BE REPRODUCED WITHOUT THE CONSENT OF CRAIG & MEYER ARCHITECTS  
 FIGURED DIMENSIONS MUST BE USED IN PREFERENCE TO SCALED DIMENSIONS. ALL DIMENSIONS MUST BE CHECKED ON SITE BEFORE WORK IS PUT IN HAND AND ANY DISCREPANCY REPORTED TO THE ARCHITECTS

THIS CONSTRUCTION (DESIGN & MANAGEMENT) REGULATIONS 2015 (CDM 2015) WILL APPLY TO THIS PROJECT. IT IS THE RESPONSIBILITY OF THE BUILDER TO COMPLY WITH THE REQUIREMENTS UNDER THIS ACT

### ELECTRICAL KEY

-  LIGHT SWITCH
-  2 WAY LIGHT SWITCH
-  PENDANT LIGHT FITTING
-  SOFFIT LIGHT FITTING
-  RECESSED DOWNLIGHTER
-  WALL LIGHT FITTING
-  TRACK & SPOTLIGHT FITTING
-  LED BATTEN LIGHT FITTING
-  UNDER CUPBOARD LIGHT FITTING
-  CONSUMER UNIT
-  TWIN SWITCHED SOCKET OUTLET/USB
-  SWITCHED FUSED / SPUR OUTLET
-  TV AERIAL OUTLET
-  COOKER CONTROL POINT
-  TELEPHONE/DATA POINT
-  ROOM THERMOSTAT
-  SMOKE DETECTOR
-  CARBON MONOXIDE DETECTOR
-  BELL PUSH
-  BELL
-  EXTRACT POINT FOR VENTILATION

REVISION A: 18/02/20: MOVEMENT JOINT

Client  
**LECK CONSTRUCTION LTD**

Project Title  
**PROPOSED HOUSING DEVELOPMENT  
 SOLWAY DRIVE  
 WALNEY**

Sheet Title  
**GROUND FLOOR PLAN - TYPE B**

Drawing No. Revision  
**6194/102 A**

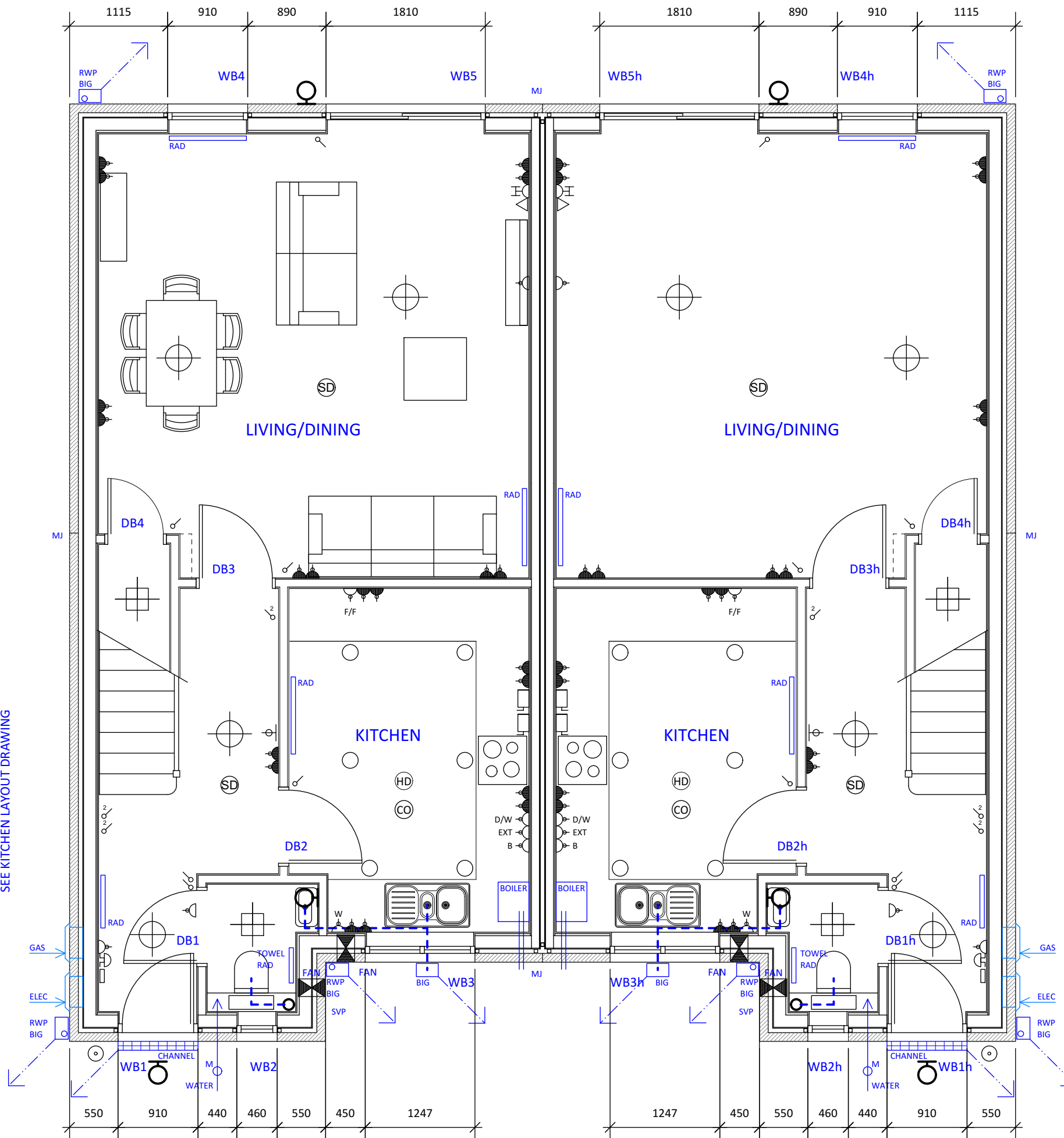

Scale  
 1:50 @ A3

Drawn By  
 SEM

Reviewed By  
 SEM

Date  
 NOV 2019

98-100 DUKE STREET  
 BARROW-IN-FURNESS CUMBRIA  
 LA14 1RD  
 T: 01229 820072  
 E: email@craigandmeyer.com



NOTE: FOR KITCHEN ELECTRICS -  
 SEE KITCHEN LAYOUT DRAWING

NOTE: FOR KITCHEN ELECTRICS -  
 SEE KITCHEN LAYOUT DRAWING

PLOTS 37/38, 39/40, 45/46, 47/48,  
 49/50, 51/52